

**Mekong River Commission
Development Partners' Funds**

**Financial Statements
and
Independent Auditors' Report
Year ended 31 December 2015**

Mekong River Commission – Development Partners’ Funds

CONTENTS

	<i>Pages</i>
REPORT OF THE MRCS MANAGEMENT	1-3
STATEMENT OF MANAGEMENT RESPONSIBILITY	4
INDEPENDENT AUDITOR’S REPORT	5-6
AUDITED FINANCIAL STATEMENTS	
Statements of Income, Expenditure and Fund Balance	7-27
A. AUSTRALIA.....	7
B. BELGIUM.....	8
C. DENMARK.....	9
D. DEUTSCHE GESELLSCHAFT FÜR INTERNATIONALE ZUSAMMENARBEIT ("GIZ") GmbH.....	10
E. EUROPEAN UNION.....	12
F. FAO REGIONAL OFFICE FOR ASIA AND THE PACIFIC.....	13
G. FINLAND.....	14
H. FRANCE.....	15
I. JAPAN.....	16
J. KREDITANSALT FÜR WIEDERAUFBAU ("KfW")	18
K. LUXEMBOURG.....	19
L. NETHERLANDS.....	20
M. SWEDEN.....	21
N. SWITZERLAND.....	22
O. UNITED STATES OF AMERICA.....	23
P. WORLD BANK.....	24
Q. Pool Funding for Council Study.....	25
R. University Murdoch-Australia.....	26
S. MISCELLANEOUS.....	27
Notes to the Financial Statements	28-33



Mekong River Commission

Office of the Secretariat in Phnom Penh (OSP)
576 National Road, #2, Chak Angre Krom,
P.O. Box 623, Phnom Penh, Cambodia
Tel. (855-23) 425 353. Fax (855-23) 425 363

Office of the Secretariat in Vientiane (OSV),
Office of the Chief Executive Officer
184 Fa Ngoum Road,
P.O. Box 6101, Vientiane, Lao PDR
Tel: (856-21) 263 263. Fax: (856-21) 263 264

Report of the MRCS Management

The Management of the Mekong River Commission Secretariat (MRCS) presents its report and the financial statements of the Mekong River Commission for the year ended 31 December 2015.

Principal activities during 2015

The Mekong River Commission (MRCS) has been completing the implementation of its twelve key Programmes with technical cooperation and financial support from 13 ongoing Development Partners committed for the Strategic Plan 2011-2015.

This year, MRCS finalized the Basin Development Strategy 2016-2020 which outlines the development opportunities and strategic priorities and actions that move national planning towards basin-wide optimal and sustainable development in the Mekong Basin. The Strategy, the result of a two-year stakeholder engagement process, was finally endorsed and approved by the MRC Joint Committee and Council respectively.

The Roadmap entails firstly the decentralisation of the Core River Basin Management Functions (CRBMFs) to be implemented at the national level (Batch 1 for the last SP period, and Batch 2 for this period starting in 2016) and centralization of the core functions to be implemented at the regional level (centralised activities); secondly restructuring of the MRCS, thirdly staffing reform and lastly financial reform.

Two other activities will continue to be further decentralised during 2016-2020, with the financial support from the MRC regional level phased out by 2017 for one activity for all 4 countries, and for the other activity by 2020 for Cambodia and Laos. Regional support for the decentralisation of these activities and of 4 additional activities of Batch 2 during next 5 years has already been included in the new Strategic Plan, using the new Basket Fund. National level implementation of Batch 1 and Batch 2 activities is also included in the updated NIPs. This is to ensure that national activities contributing to the MRC's regional cooperation are well imbedded in the national systems.

On restructuring, MRCS has also made progress with the Council's approval of the new structure of MRCS which is to come into effect July 2016. The new structure is composed of four divisions, namely Administration, Environmental Management, Planning and Technical Support.

With regard to the financial reform, MRCS has finalized an operational guideline of the MRC Basket Fund based on the concept note. In addition, MRCS is in the process of implementing the new Financial Management Information System (FMIS) with new accounting software (MS Dynamics NAV 2015), working closely with the vendor (NaviWorld Viet Nam). The new FMIS is in the go-live phase and will be operational in February 2016.

This year, MRCS succeeded in establishing a Master Plan for Regional Waterborne Transport along the Mekong river system and also evaluated the aids to navigation systems in Cambodia and Viet Nam as well as provided equipment to ensure safe navigation along important stretches of the Mekong River in those countries. The Council Study on Sustainable Management and Development of the Mekong River Including the Impacts of Mainstream Hydropower Projects has also made significant progress this year so as to gain a more complete and fundamental understanding of the



Mekong River Commission

Office of the Secretariat in Phnom Penh (OSP)
576 National Road, #2, Chak Angre Krom,
P.O. Box 623, Phnom Penh, Cambodia
Tel. (855-23) 425 353. Fax (855-23) 425 363

Office of the Secretariat in Vientiane (OSV),
Office of the Chief Executive Officer
184 Fa Ngoum Road,
P.O. Box 6101, Vientiane, Lao PDR
Tel: (856-21) 263 263. Fax: (856-21) 263 264

impacts, both positive and negative, of water resources developments in the Lower Mekong Basin to support informed basin planning and decision making.

Further work continued on the finalization of the pending procedures and technical guidelines and their realistic implementation through the Mekong Integrated Water Resources Management Project (M-IWRMP). A MRC Joint Platform was established to take a fresh look at the procedures as tools for cooperation, and also bring the on-going development of the technical guidelines as well as the required capacity-building processes, under one roof. In order to encourage trans-boundary dialogue, M-IWRMP has also been supporting five trans-boundary projects between bilateral partners on specific issues including wetlands management, communication outreach, fisheries management and significant water resources management.

Collaboration with China continued throughout the year through the sharing of hydrological data on the Mekong-Lancang River and information related to the operations of the Jinhong reservoir, as well as the organization of technical visits and exchange meetings. In April a Chinese scientist team conducted joint assessments with their MRCS and Member Countries technical counterparts of water level fluctuations at hydro-met stations in Chiang Sean, Thailand and Luang Prabang, Lao PDR.

Although Development Partner support ended for some of the programs in 2015, various agreements have been signed with Australia, Switzerland, France and Germany that go beyond 2016. MRCS would like to extend our gratitude to our Development and Dialogue Partners for their continued support so that we can more effectively respond to the structural, operational, staffing and financial reforms in the coming year.



Mekong River Commission

Office of the Secretariat in Phnom Penh (OSP)
576 National Road, #2, Chak Angre Krom,
P.O. Box 623, Phnom Penh, Cambodia
Tel. (855-23) 425 353. Fax (855-23) 425 363

Office of the Secretariat in Vientiane (OSV),
Office of the Chief Executive Officer
184 Fa Ngoum Road,
P.O. Box 6101, Vientiane, Lao PDR
Tel: (856-21) 263 263. Fax: (856-21) 263 264

Report of the MRCS Management (continued)

The MRCS Management

The members of the MRCS Management who held office during the year and at the date of this report are:

Pham Tuan Phan	Chief Executive Officer from 18 January 2016
Hans Guttman	Chief Executive Officer until 12 February 2015
So Sophort	Director of Operations Division from 1 July 2014 Officer-in-Charge of the MRC Secretariat until June 2015
Truong Hong Tien	Director of Technical Support Division from 1 July 2014 Officer-in-Charge of the MRC Secretariat until 17 January 2016
Naruepon Sukumasavin	Director of Planning Division from 1 July 2014 until 30 June 2016 Director of Administration Division from 1 July 2016
Aloune Sayavong	Director of Environment Division from 1 October 2014
Boun Xaiyath	Chief of Finance and Administration Section until 31 October 2015
Nguyen Thi Thanh Huong	Officer-in-Charge of Finance and Administration Section from 01 November 2015 until 30 June 2016 Officer-in-Charge of Chief Financial Officer from 1 July 2016
Tarika Wongsinsirikul	Chief of International Cooperation and Communication Section from 17 January 2014
Natayaporn Jumratsri	Chief of Human Resources Section



Mekong River Commission

Office of the Secretariat in Phnom Penh (OSP)
576 National Road, #2, Chak Angre Krom,
P.O. Box 623, Phnom Penh, Cambodia
Tel. (855-23) 425 353. Fax (855-23) 425 363

Office of the Secretariat in Vientiane (OSV),
Office of the Chief Executive Officer
184 Fa Ngoum Road,
P.O. Box 6101, Vientiane, Lao PDR
Tel: (856-21) 263 263. Fax: (856-21) 263 264

Statement of Management's Responsibilities

It is the responsibility of management to prepare financial statements for the year ended 31 December 2015, which give a true and fair view of the state of affairs of the MRC as at the end of the year and of the surplus or deficit for that year. In preparing those financial statements, management is required to:

- Select suitable accounting policies and apply them consistently;
- Make judgments and estimates that are reasonable and prudent;
- Maintain financial records and prepare the financial statements in accordance with the policies and procedures of the Mekong River Commission; and
- Prepare the financial statements on the going concern basis unless it is inappropriate to presume that the Commission will continue its operations.

MRCS Management is responsible for keeping proper accounting records, which disclose with reasonable accuracy, at any time, the financial position of the Commission. Members of MRC management have a general responsibility for taking such steps as are reasonably available to them to safeguard the assets of the Commission and to prevent and detect fraud and other irregularities.

MRCS Management confirms that the MRC has complied with the above requirements in preparing the financial statements.

On behalf of the management

Pham Tuan Phan
Chief Executive Officer

Date: 25 OCT 2016

Naruepon Sukumasavin
Director of Administration Division

Date: 25 OCT 2016



KPMG Lao Co.,Ltd.
3rd- 4th Floor, 37 K.P. Tower
23 Singha Road, Ban Phonexay,
Saysettha District, P.O. Box 6978
Vientiane Capital, Lao PDR
Tel +856 (21) 454240-7

ບໍລິສັດ ເຄພີເອັມຈີລາວ ຈຳກັດ
ຊັ້ນ 3-4, 37 ຕຶກ ເຄພີທາວເວີ
ຖະໜົນ 23 ສິງຫາ, ບ້ານໂພນໄຊ,
ເມືອງໄຊເສດຖາ, ຕູ້ ປ.ນ. 6978,
ນະຄອນຫຼວງວຽງຈັນ, ສປປ ລາວ
ໂທ : +856 (21) 454240-7

Independent Auditors' Report

To: The Members of the Joint Committee of the Mekong River Commission

We have audited the accompanying financial statements of the Development Partners' Funds of the Mekong River Commission ("MRC" or "the Commission") which comprise of the statement of income, expenditure and fund balance for the year ended 31 December 2015, and notes, comprising of a summary of significant accounting policies and other explanatory information from page 7 to 33. The financial statements have been prepared by the Management based on the accounting policies as described in Note 2.

Management's Responsibility to the Financial Statements

Management is responsible for the preparation of these financial statements in accordance with the basis of accounting and the accounting policies as described in Note 2, for determining the acceptability of the basis of accounting, and for such internal control as Management determines is necessary to enable the preparation of financial statements that are free from material misstatement, whether due to fraud or error.

Auditor's Responsibility

Our responsibility is to express an opinion on these financial statements based on our audit. We conducted our audit in accordance with International Standards on Auditing. Those standards require that we comply with ethical requirements and plan and perform the audit to obtain reasonable assurance about whether the financial statements are free from material misstatement.

An audit involves performing procedures to obtain audit evidence about the amounts and disclosures in the financial statements. The procedures selected depend on the auditor's judgment, including the assessment of the risks of material misstatement of the financial statements, whether due to fraud or error. In making those risk assessments, we consider internal control relevant to the Commission's preparation of the financial statements in order to design audit procedures that are appropriate in the circumstances, but not for the purpose of expressing an opinion on the effectiveness of the Commission's internal control. An audit also includes evaluating the appropriateness of accounting policies used and the reasonableness of accounting estimates made by the Management, as well as evaluating the overall presentation of the financial statements.

We believe that the audit evidence we have obtained is sufficient and appropriate to provide a basis for our audit opinion.

Opinion

In our opinion, the financial statements of the Development Partners' Funds of the Commission for the year ended 31 December 2015 is prepared, in all material respects, in accordance with the accounting policies as described in Note 2.

Basis of Accounting and Restriction on Distribution and Use

Without modifying our opinion, we draw attention to Note 2 to the financial statements, which describes the basis of accounting. The financial statements are prepared to assist the MRCS Management in meeting the reporting requirements of the MRC's Joint Committee and its partners. As a result, the financial statements may not be suitable for another purpose. Our report is intended solely for the Commission and its partners and should not be distributed to or used by parties other than the Commission or its partners.



KPMG Lao Co., Ltd.

Vientiane Capital
Lao PDR

Date: **25 OCT 2016**

Mekong River Commission – Development Partners’ Funds

Statement of income and expenditure As at and for the year ended 31 December 2015


A. AUSTRALIA

	<u>2015 USD</u>	<u>2014 USD</u>
INCOME		
Cash contributions		
2.2\31\14\AUL\Z Study on the Sustainable Management and Development of Mekong River, MK2014/01	163,171	281,430
2.2\49\15\AUL\Z Support to the MRC Decentralisation Process Basket Fund	780,000	-
	<u>943,171</u>	<u>281,430</u>
Interest earned		
2.2\31\14\AUL\Z Interest earned from project funds	3,450	2,908
2.2\49\15\AUL\Z Interest earned from project funds	9,248	-
9.1\15\03\AUL Interest earned from project funds	12,374	87,107
	<u>25,072</u>	<u>90,015</u>
	<u>968,243</u>	<u>371,445</u>
Reallocation		
2.2\41\15\CSF\Z Pool Funding for Council Study	(450,959)	-
2.1\59\10\FIN\Z The Water Management Trust Fund MK	-	-
2.2\43\15\AUL\Z DFAT Interest Money for Batch 1 Decentralisation Implementation	683,366	-
2.1\38\09\AUL\W The Mekong Integrated Water Resource Management Project MK 2009/06	6,269	-
2.1\39\09\AUL\C The MRC Integrated Capacity Building Programme MK 2009/07	6,105	-
9.1\15\03\AUL Interest earned from project funds	(695,740)	-
	<u>(450,959)</u>	<u>-</u>
EXPENDITURE		
2.1\38\09\AUL\W The Mekong Integrated Water Resource Management Project MK 2009/06	1,899,392	1,017,461
2.1\39\09\AUL\C The MRC Integrated Capacity Building Programme MK 2009/07	1,162,177	943,773
2.1\48\09\AUL\E The Australian Support to the MRC Climate Change and Adaptation Initiative MK 2009/08	-	(11,832)
2.2\31\14\AUL\Z Study on the Sustainable Management and Development of Mekong River, MK2014/01	(164,085)	164,084
2.2\43\15\AUL\Z DFAT Interest Money for Batch 1 Decentralisation Implementation	665,713	-
2.2\49\15\AUL\Z Support to the MRC Decentralisation Process Basket Fund	527	-
	<u>3,563,724</u>	<u>2,113,486</u>
Movement in Fund Balance for the year	(3,046,440)	(1,742,041)
Fund Balance as at 1 January	3,874,556	5,616,597
Fund Balance as at 31 December	<u>828,116</u>	<u>3,874,556</u>



Pham Tuan Phan
Chief Executive Officer

Date: **2.5 OCT 2016**



Naruepon Sukumasavin
Director of Administration Division

Date: **2.5 OCT 2016**

Mekong River Commission – Development Partners’ Funds

Statement of income and expenditure (continued) As at and for the year ended 31 December 2015


B. BELGIUM

	2015 USD	2014 USD
INCOME		
Cash contributions		
2.2\23\13\BEL\N MRC Navigation Programme for 2013-2014MK2012.08 May 2013 to Dec 2015	-	2,706,760
	-	2,706,760
Interest earned		
2.1\72\10\BEL\O Interest earned from Belgium Funded Project	6,173	35,134
	6,173	2,741,894
Reallocation		
2.1\72\10\BEL\O Interest earned from Belgium Funded Project	(178,019)	-
2.2\23\13\BEL\N Support to the MRC Navigation Programme for 2013-2014MK2012.08 May 2013 to Dec 2015	178,019	-
	-	-
EXPENDITURE		
2.1\49\09\BEL\N The Belgian Support to the MRC Navigation Programme MK 2009/10	-	(124,425)
2.1\50\09\BEL\T The Belgian Support to the MRC Initiative on Sustainable Hydropower, MK 2009/10	96,147	654,655
2.2\23\13\BEL\N Support to the MRC Navigation Programme for 2013-2014MK2012.08 May 2013 to Dec 2015	2,303,716	2,314,482
	2,399,863	2,844,712
Movement in Fund Balance for the year	(2,393,690)	(102,818)
Fund Balance as at 1 January	2,400,685	2,503,503
Fund Balance as at 31 December	6,995	2,400,685



Pham Tuan Phan
Chief Executive Officer

Date: **2.5 OCT 2016**



Naruepon Sukumasavin
Director of Administration Division


Date: **2.5 OCT 2016**

Mekong River Commission – Development Partners’ Funds

Statement of income and expenditure (continued)
As at and for the year ended 31 December 2015


C. DENMARK

	<u>2015</u> <u>USD</u>	<u>2014</u> <u>USD</u>
INCOME		
Cash contributions		
	293,497	-
2.1\62\10\DEN\ E CCAI MK 2010/05 (104.Mekong.19.HAN)		
2.1\80\11\DEN\ F Fisheries Programme 2011 to 2015 MK 2010 11	665,648	907,559
2.1\81\11\DEN\ E Environment Programme 2011 to 2015 MK 2010 13	149,589	363,006
2.1\99\11\DEN\ B Basin Development Plan Phase III MK 2011 11	749,277	907,559
	<u>1,858,011</u>	<u>2,178,124</u>
Interest earned		
9.1\15\00\DEN Interest earned from project funds	5,375	(9,714)
	<u>5,375</u>	<u>(9,714)</u>
	<u>1,863,386</u>	<u>2,168,410</u>
Unutilised fund and interest returned		
1.1\92\07\DEN\ Z Support to follow up of IO, I & FR of MRC's & NMC's, MK 2007/15 (104.Mekong.17.HAN)	-	(56,292)
	<u>-</u>	<u>(56,292)</u>
EXPENDITURE		
9.1\15\00\DEN Interest Earnings from DANIDA Account	-	54
2.1\62\10\DEN\ E CCAI MK 2010/05 (104.Mekong.19.HAN)	366,645	196,409
2.1\80\11\DEN\ F Fisheries Programme 2011 to 2015 MK 2010/11 (104.Mekong.20.HAN)	778,791	822,266
2.1\81\11\DEN\ E Environment Programme 2011 to 2015 MK 2010/13 (104.Mekong.21.HAN)	332,191	1,035,900
2.1\99\11\DEN\ B Basin Development Plan Phase III MK 2011/11 (104.Mekong.22.HAN)	510,815	2,108,307
	<u>1,988,442</u>	<u>4,162,936</u>
Movement in Fund Balance for the year	(125,056)	(2,050,818)
Fund Balance as at 1 January	181,090	2,231,910
Fund Balance as at 31 December	<u>56,034</u>	<u>181,090</u>



Pham Tuan Phan
Chief Executive Officer

Date: **2 5 OCT 2016**



Naruepon Sukumasavin
Director of Administration Division

Date: **2 5 OCT 2016**

Mekong River Commission – Development Partners' Funds

Statement of income and expenditure (continued)

As at and for the year ended 31 December 2015

D. DEUTSCHE GESELLSCHAFT FÜR INTERNATIONALE ZUSAMMENARBEIT ("GIZ") GmbH


	<u>2015</u> <u>USD</u>	<u>2014</u> <u>USD</u>
INCOME		
Cash contributions		
2.1\94\11\GIZ\Z Support to the organisational transition of the MRC PN: 2010.2232.6 MK 2011/07	52,795	122,510
2.1\95\11\GIZ\H Climate change adaptation through climate sensitive flood management in the Lower Mekong Basin MK 2011/06	-	183,420
2.2\12\12\GIZ\T ISH June 11 to May 2014 MK 2012/05	428,465	200,790
2.2\16\12\GIZ\G Support to measure the adaptation to climate change in the Mekong region MK 2012/06 June 2012 to December 2014	27,239	751,185
2.2\18\12\GIZ\A To implement measures for the adaptation to climate change in the Mekong Region MK 2012/10	-	7,046
2.2\19\12\GIZ\D To support the Drought Management P	-	-
2.2\20\12\GIZ\N To implement measures for the adaptation to climate change in the Mekong Region MK 2012/10	-	-
2.2\44\15\GIZ\Z Support to the MRC Organizational Transition IIMK 2015-03	213,870	
	<u>722,369</u>	<u>1,264,951</u>
Interest earned		
2.1\95\11\GIZ\H Climate change adaptation through climate sensitive flood management in the Lower Mekong Basin MK 2011/06	-	(1,111)
2.1\98\11\GIZ\O Interest earned for GIZ funding project	5,288	11,440
2.2\18\12\GIZ\A To implement measures for the adaptation to climate change in the Mekong Region MK 2012/10	-	2,106
2.2\19\12\GIZ\D To support the Drought Management Programme	-	1,075
2.2\20\12\GIZ\N To implement measures for the adaptation to climate change in the Mekong Region MK 2012/10	-	1,075
2.2\44\15\GIZ\Z Support to the MRC Organizational Transition IIMK 2015-03	995	
	<u>6,283</u>	<u>14,585</u>
	<u>728,652</u>	<u>1,279,536</u>
Unutilized fund and interest returned		
2.2\18\12\GIZ\A	-	(648)
2.2\19\12\GIZ\D To support the Drought Management P	-	(7,503)
2.2\20\12\GIZ\N To implement measures for the adaptation to climate change in the Mekong Region MK 2012/10	-	(9,334)
2.1\75\10\GT\Z Project on Elaboration of MRC-German Cooperation Strategy MK 2010/12	-	-
	<u>-</u>	<u>(17,485)</u>

Mekong River Commission – Development Partners’ Funds

Statement of income and expenditure (continued)
As at and for the year ended 31 December 2015


**D. DEUTSCHE GESELLSCHAFT FÜR INTERNATIONALE ZUSAMMENARBEIT ("GIZ")
GmbH (continued)**

	2015 USD	2014 USD
Reallocation		
2.1\98\11\GIZ\O Interest earn for GIZ funding project	(38,958)	-
2.2\12\12\GIZ\T ISH June 2011 to Dec 14 MK 2012/05	38,958	-
	-	-
EXPENDITURE		
2.1\94\11\GIZ\Z Support to the organisational transition of the MRC PN: 2010.2232.6 MK 2011/07	60,240	409,519
2.1\95\11\GIZ\H Climate change adaptation through climate sensitive flood management in the Lower Mekong Basin MK 2011/06	218,221	253,143
	514,906	
2.2\12\12\GIZ\T ISH June 2011 to December 2014 MK 2012/05		250,522
2.2\16\12\GIZ\G Support to measure the adaptation to climate change in the Mekong region MK 2012/06 June 2012 to December 2014	100,034	919,951
2.2\18\12\GIZ\A To implement measures for the adaptation to climate change in the Mekong Region MK 2012/10	2,558	(2,342)
	-	
2.2\19\12\GIZ\D To support the Drought Management Programme		(534)
2.2\20\12\GIZ\N To implement measures for the adaptation to climate change in the Mekong Region MK 2012/10	(30)	-
2.2\44\15\GIZ\Z Support to the MRC Organizational Transition IIMK2015-03	254,732	-
9.1\15\03\GTZ Interest earned on project funds		-
	1,150,661	1,830,259
Movement in Fund Balance for the year	(422,009)	(568,208)
Fund Balance as at 1 January	382,651	950,859
Fund Balance as at 31 December	(39,358)	382,651



Pham Tuan Phan
Chief Executive Officer

Date: **25 OCT 2016**



Naruepon Sukumasavin
Director of Administration Division


Date: **25 OCT 2016**

Mekong River Commission – Development Partners’ Funds

Statement of income and expenditure (continued)
As at and for the year ended 31 December 2015


E. EUROPEAN UNION

	<u>2015</u> <u>USD</u>	<u>2014</u> <u>USD</u>
INCOME		
Cash contributions		
2.2\22\12\EEC\G Global Climate Change Alliance in the LMB- Addressing ecosystem challenges in the LMB Jan 12 to Dec 15 MK 2012 13	3,578,207 <u>3,578,207</u>	- <u>-</u>
Interest earned		
2.2\22\12\EEC\G Global Climate Change Alliance in the LMB- Addressing ecosystem challenges in the LMB Jan 12 to Dec 15 MK 2012 13	7,911 <u>7,911</u>	6,664 <u>6,664</u>
	3,586,118	6,664
EXPENDITURE		
2.2\22\12\EEC\G Global Climate Change Alliance in the LMB- Addressing ecosystem challenges in the LMB Jan 12 to Dec 15 MK 2012 13	1,800,079 <u>1,800,079</u>	1,129,783 <u>1,129,783</u>
Movement in Fund Balance for the year	1,786,039	(1,123,119)
Fund Balance as at 1 January	(805,393)	317,726
Fund Balance as at 31 December	980,646	(805,393)



Pham Tuan Phan
Chief Executive Officer

Date: 25 OCT 2016



Naruepon Sukumasavin
Director of Administration Division

Date: 25 OCT 2016

Mekong River Commission – Development Partners’ Funds

Statement of income and expenditure (continued)
As at and for the year ended 31 December 2015

F. FAO REGIONAL OFFICE FOR ASIA AND THE PACIFIC

	<u>2015</u> USD	<u>2014</u> USD
INCOME		
Cash contributions		
2.2\25\13\FAO\F FAO Capacity building for promoting good fish stock enhancement practices in MRC member countries, MK 2013/04	-	28,000
	<u> </u>	<u>28,000</u>
Interest earned		
2.2\25\13\FAO\F FAO Capacity building for promoting good fish stock enhancement practices in MRC member countries, MK 2013/04	57	375
	<u> </u>	<u>375</u>
EXPENDITURE		
2.2\25\13\FAO\F Capacity building for promoting good fish stock enhancement practices in MRC member countries, MK 2013/04	(15)	40,400
	<u> </u>	<u>40,400</u>
Movement in Fund Balance for the year	72	(12,025)
Fund Balance as at 1 January	(72)	11,953
	<u> </u>	<u>11,953</u>
Fund Balance as at 31 December	-	(72)
	<u> </u>	<u>(72)</u>

Pham Tuan Phan
Chief Executive Officer

Date: 25 OCT 2016

Naruepon Sukumasavin
Director of Administration Division

Date: 25 OCT 2016

Mekong River Commission – Development Partners’ Funds

Statement of income and expenditure (continued) As at and for the year ended 31 December 2015


G. FINLAND

	<u>2015</u> <u>USD</u>	<u>2014</u> <u>USD</u>
INCOME		
Cash contributions		
2.1\59\10\FIN\Z The Water Management Trust Fund MK 2010/02	222,754	-
2.1\82\11\FIN\T The Finnish Support to the Initiative on Sustainable Hydropower (ISH) MK 2011/02	1,728,681	-
2.1\83\11\FIN\C The Finnish Support to the Integrated Capacity Building Programme (ICBP) MK 2011/03	266,046	-
2.1\84\11\FIN\I The Finnish Support to the Information and Knowledge Management Programme (IKMP) MK 2011/04	2,146,004	-
	<u>4,363,485</u>	<u>-</u>
Interest earned		
9.1\15\02\FIN Interest earned from project funds	16,630	40,302
	<u>16,630</u>	<u>40,302</u>
	<u>4,380,115</u>	<u>40,302</u>
Reallocation		
2.2\47\15\FIN\I Council Study Water Quality Modelling Component (WUP-FIN)	192,349	-
9.1\15\02\FIN Interest earned from project funds	(192,349)	-
9.1\15\02\FIN Interest earned from project funds	89,355	-
	<u>89,355</u>	<u>-</u>
EXPENDITURE		
2.1\26\09\FIN\I The Finnish Support to the MRC IKMP on the position of Senior Modelling Advisor MK 2008/13	(600)	6,069
2.1\59\10\FIN\Z The Water Management Trust Fund MK 2010/02	824,862	126,813
2.1\82\11\FIN\T The Finnish Support to the Initiative on Sustainable Hydropower (ISH) MK 2011/02	2,054,896	941,859
2.1\83\11\FIN\C The Finnish Support to the Integrated Capacity Building Programme (ICBP) MK 2011/03	95,799	249,878
2.1\84\11\FIN\I The Finnish Support to the Information and Knowledge Management Programme (IKMP) MK 2011/04	1,430,465	2,218,850
2.2\47\15\FIN\I Council Study Water Quality Modelling Component (WUP-FIN)	14,976	-
	<u>4,420,398</u>	<u>3,543,469</u>
Foreign exchange gain/(loss)	(119,218)	40,393
Movement in Fund Balance for the year	<u>(70,146)</u>	<u>(3,462,774)</u>
Fund Balance as at 1 January	234,436	3,697,203
Fund Balance as at 31 December	<u>164,290</u>	<u>234,429</u>



Pham Tuan Phan
Chief Executive Officer

Date: **25 OCT 2016**



Naruepon Sukumasavin
Director of Administration Division


Date: **25 OCT 2016**

Mekong River Commission – Development Partners’ Funds

Statement of income and expenditure (continued)
As at and for the year ended 31 December 2015


H. FRANCE

	2015	2014
	USD	USD
INCOME		
Cash contributions and direct payments		
2.1\66\10\FRA\I The development of a framework for generating sustainable hydropower in the MB, MK2010/03	-	211,585
	-	211,585
Interest earned		
1.1\45\06\FRA\I Mekong - HYCOS Project Management Unit, MK 2006/01	1	2,210
1.1\51\06\FRA\I Mekong - HYCOS Project - General, MK 2006/09	2	2,711
2.1\51\09\FRA\E Environment Programme, MK 2009/04	2	2,813
2.1\66\10\FRA\I The development of a framework for generating sustainable hydropower in the MB, MK 10/03	1,767	1,972
2.1\91\11\FRA\I IKMP - Hydrology Technical Assistance, MK 2011/04	35	2,517
	<u>1,807</u>	<u>12,223</u>
	1,807	223,808
Unutilised fund and interest returned		
1.1\45\06\FRA\I Mekong HYCOS Project Management Unit, MK 2006/01	(51,781)	-
1.1\51\06\FRA\I Mekong - HYCOS Project - General, MK 2006/09	(16,461)	-
	<u>(68,242)</u>	<u>-</u>
EXPENDITURE		
1.1\45\06\FRA\I Mekong - HYCOS Project Management Unit, MK 2006/01	(49,868)	68,534
1.1\51\06\FRA\I Mekong HYCOS Project General	(13,947)	(80,169)
1.1\59\06\FRA\E Riparian Consultants for the independent organizational review of MRCS & NMCs	(17)	-
2.1\51\09\FRA\E Environment Programme, MK 2009/04	1,612	(39,619)
2.1\66\10\FRA\I The development of a framework for generating sustainable hydropower in the MB, MK10/03	183,078	119,783
2.1\91\11\FRA\I IKMP - Hydrology Technical Assistance, MK 2011/04	6,689	56,711
	<u>127,547</u>	<u>125,240</u>
	(193,982)	98,568
Movement in Fund Balance for the year		
Fund Balance as at 1 January	195,233	96,665
Fund Balance as at 31 December	<u>1,251</u>	<u>195,233</u>



Pham Tuan Phan
Chief Executive Officer

Date: **2 5 OCT 2016**



Naruepon Sukumasavin
Director of Administration Division

Date: **2 5 OCT 2016**

Mekong River Commission – Development Partners’ Funds

Statement of income and expenditure (continued) As at and for the year ended 31 December 2015

I. JAPAN

	2015	2014
	USD	USD
INCOME		
Cash contributions		
2.2\39\15\JPN\Drought Management Programme Core Function ProjectJan 2015-Dec 2017DMP-JAIF Project	587,500	-
2.2\40\15\JPN\H Provision of Flood Forecasting, FFG, Dry Season Monitoring& Dissemination of Info & Warning & Alert FMMP-JAIF	205,683	-
2.2\46\15\JPN\A Project for Support to food security in Mekong River Basin,June 2015 - May 2016	343,185	-
2.2\34\14\JPN\A Project for Support to food security in Mekong River Basin,Jul 2014-Jun 2015	-	381,318
	<u>1,136,368</u>	<u>381,318</u>
Interest earned		
1.1\87\07\JPN\O Interest earned from Japan Funded Project	290	6,610
2.2\34\14\JPN\A Project for Support to food security in Mekong River Basin,Jul 2014-Jun 2015	557	3,023
2.2\15\12\JPN\A Improvement of Irrigation Facilities Adaptable to Climate Change in LMB	1	6,675
2.2\39\15\JPN\Drought Management Programme Core Function ProjectJan 2015-Dec 2017DMP-JAIF Project	7,911	-
2.2\40\15\JPN\H Provision of Flood Forecasting, FFG, Dry Season Monitoring& Dissemination of Info & Warning & Alert FMMP-JAIF	3,147	-
2.2\46\15\JPN\A Project for Support to food security in Mekong River Basin,June 2015 - May 2016	2,018	-
	<u>13,924</u>	<u>16,308</u>
	<u>1,150,292</u>	<u>397,626</u>
Reallocation		
1.1\87\07\JPN\O InterestEarned from JapanFundedP	(41,700)	-
2.2\15\12\JPN\A Improvement of Irrigation Facilities Adaptable to Climate Change in LMB	12,727	-
2.2\34\14\JPN\A Project for Support to food security in Mekong River Basin, Jul 2014-Jun 2015	28,973	-
	<u>-</u>	<u>-</u>

Mekong River Commission – Development Partners’ Funds

Statement of income and expenditure (continued) As at and for the year ended 31 December 2015

I. JAPAN (continued)

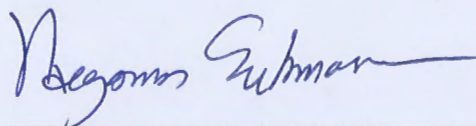
EXPENDITURE

2.1\89\11\JPNA Support the Improvement of Irrigation Facilities Adaptable to Climate Change in Lower Mekong	27	2,214
2.2\15\12\JPNA Improvement of Irrigation Facilities Adaptable to Climate Change in LMB	(209)	102,778
2.2\34\14\JPNA Project for Support to food security in Mekong River Basin, Jul 2014-Jun 2015	43,038	341,860
2.2\24\13\JPNA Project for Conservation of Irrigation/Drainage Facilities for Adaptation to Climate C	(7,009)	187,247
2.2\39\15\JPND Drought Management Programme Core Function ProjectJan 2015-Dec 2017DMP-JAIF Project	527,372	-
2.2\40\15\JPNH Provision of Flood Forecasting, FFG, Dry Season Monitoring& Dissemination of Info & Warning & Alert FMMP-JAIF	596,606	-
2.2\46\15\JPNA Project for Support to food security in Mekong River Basin,June 2015 - May 2016	437,632	-
	<u>1,597,457</u>	<u>634,099</u>
Movement in Fund Balance for the year	(447,165)	(236,473)
Fund Balance as at 1 January	35,320	271,793
Fund Balance as at 31 December	(411,845)	35,320



Pham Tuan Phan
Chief Executive Officer

Date: 25 OCT 2016



Naruepon Sukumasavin
Director of Administration Division

Date: 25 OCT 2016

Mekong River Commission – Development Partners’ Funds

Statement of income and expenditure (continued)
As at and for the year ended 31 December 2015

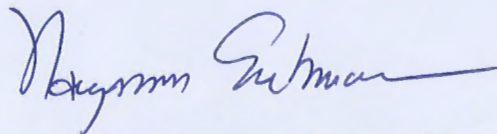
J. KREDITANSALT FÜR WIEDERAUFBAU (“KfW”)

	2015 USD	2014 USD
INCOME		
Cash contributions		
2.1\47\09\GER\A The Sustainable Management of Watersheds in the Lower Mekong Basin, MK 2009/03	151,011	56,443
	<u>151,011</u>	<u>56,443</u>
Interest earned		
2.1\47\09\GER\A The Sustainable Management of Watersheds in the Lower Mekong Basin, MK 2009/03	789	882
	<u>789</u>	<u>882</u>
	151,800	57,325
EXPENDITURE		
2.1\47\09\GER\A The Sustainable Management of Watersheds in the Lower Mekong Basin, MK 2009/03	255,666	61,860
	<u>255,666</u>	<u>61,860</u>
Movement in Fund Balance for the year	(103,866)	(4,535)
Fund Balance as at 1 January	9,954	14,489
Fund Balance as at 31 December	(93,912)	9,954



Pham Tuan Phan
Chief Executive Officer

Date: 25 OCT 2016



Naruepon Sukumasavin
Director of Administration Division


Date: 25 OCT 2016

Mekong River Commission – Development Partners’ Funds

Statement of income and expenditure (continued)
As at and for the year ended 31 December 2015


K. LUXEMBOURG

	<u>2015</u> <u>USD</u>	<u>2014</u> <u>USD</u>
INCOME		
Cash contributions		
2.1\79\11\LUX\G Climate Change and Adaptation Initiative Programme, MK 2010/10	520,000	520,000
	<u>520,000</u>	<u>520,000</u>
Interest earned		
2.1\79\11\LUX\G Climate Change and Adaptation Initiative Programme, MK 2010/10	10,697	21,874
	<u>530,697</u>	<u>541,874</u>
Reallocation		
2.2\41\15\CSF\Z Pool Funding for Council Study	(500,000)	-
	<u>(500,000)</u>	<u>-</u>
EXPENDITURE		
2.1\79\11\LUX\G Climate Change and Adaptation Initiative Programme, MK 2010/10	971,674	746,900
	<u>971,674</u>	<u>746,900</u>
Movement in Fund Balance for the year	(940,977)	(205,026)
Fund Balance as at 1 January	940,977	1,146,003
Fund Balance as at 31 December	<u>-</u>	<u>940,977</u>



Pham Tuan Phan
Chief Executive Officer

Date: 25 OCT 2016



Naruepon Sukumasavin
Director of Administration Division


Date: 25 OCT 2016

Mekong River Commission – Development Partners’ Funds

Statement of income and expenditure (continued)
As at and for the year ended 31 December 2015


L. NETHERLANDS

	<u>2015</u> <u>USD</u>	<u>2014</u> <u>USD</u>
INCOME		
Cash Contributions	-	-
Interest earned		
9.1\15\04\NET Interest earned from Netherlands funded projects	3,830	2,286
	<u>3,830</u>	<u>2,286</u>
EXPENDITURE		
2.1\90\11\NET\H The bridging period support to RFMMC, July to December 2011	173,533	-
	<u>173,533</u>	<u>-</u>
Movement in Fund Balance for the year	(169,703)	2,286
Fund Balance as at 1 January	174,868	172,582
Fund Balance as at 31 December	<u>5,165</u>	<u>174,868</u>



Pham Tuan Phan
Chief Executive Officer

Date: 25 OCT 2016



Naruepon Sukumasavin
Director of Administration Division


Date: 25 OCT 2016

Mekong River Commission – Development Partners’ Funds

Statement of income and expenditure (continued) As at and for the year ended 31 December 2015


M. SWEDEN

	<u>2015</u> <u>USD</u>	<u>2014</u> <u>USD</u>
INCOME		
Cash contributions		
2.2\06\12\SWE\B BDP July 12 to Dec 15 MK 2012/02	290,821	345,570
2.2\08\12\SWE\E EP July 12 to Dec 15 MK 2012/02	290,821	345,570
2.2\09\12\SWE\Z IS July 12 to Dec 15 MK 2012/02	337,352	387,038
2.2\10\12\SWE\H FMMP July 12 to Dec 15 MK 2012/02	372,250	691,141
2.2\11\12\SWE\F FP July 12 to Dec 15 MK 2012/02	348,985	414,684
	<u>1,640,229</u>	<u>2,184,003</u>
Interest earned		
9.1\15\91\SWE Interest earned from project funds	11,385	12,310
	<u>1,651,614</u>	<u>2,196,313</u>
Reallocation		
2.2\07\12\SWE\G CCAI July 12 to Dec 15 MK 2012/02	-	(112,983)
2.2\10\12\SWE\H FMMP July 12 to Dec 15 MK 2012/02	-	112,983
	<u>-</u>	<u>-</u>
EXPENDITURE		
1.1\77\07\SWE\Z Institutional Support Programme 07-09, MK 2007/03	(1,500)	1,500
2.2\06\12\SWE\B BDP July 12 to Dec 15 MK 2012/02	563,073	302,223
2.2\07\12\SWE\G CCAI July 12 to Dec 15 MK 2012/02	(20)	73,002
2.2\08\12\SWE\E EP July 12 to Dec 15 MK 2012/02	341,134	665,364
2.2\09\12\SWE\Z IS July 12 to Dec 15 MK 2012/02	557,346	340,212
2.2\10\12\SWE\H FMMP July 12 to Dec 15 MK 2012/02	1,192,272	375,076
2.2\11\12\SWE\F FP July 12 to Dec 15 MK 2012/02	347,823	637,654
	<u>3,000,128</u>	<u>2,395,031</u>
Movement in Fund Balance for the year	(1,348,514)	(198,718)
Fund Balance as at 1 January	<u>1,458,177</u>	<u>1,656,895</u>
Fund Balance as at 31 December	<u>109,663</u>	<u>1,458,177</u>



Pham Tuan Phan
Chief Executive Officer

Date: 25 OCT 2016



Naruepon Sukumasavin
Director of Administration Division


Date: 25 OCT 2016

Mekong River Commission – Development Partners’ Funds

Statement of income and expenditure (continued) As at and for the year ended 31 December 2015


N. SWITZERLAND

INCOME	2015 USD	2014 USD
Cash contributions		
2.1\92\11\SWI\B MRC - Strengthening Integrated River Water Management Protection in Mekong Basin - BDP MK 2011/09	-	-
2.1\93\11\SWI\E MRC - Strengthening Integrated River Water Management Protection in the Mekong Basin - Environment Programme MK 2011/10	-	-
2.2\17\12\SWI\H Flood Management and Mitigation Implementation Programme MK 2012/09	-	400,000
	-	400,000
Interest earned		
2.1\96\11\SWI\0 Interest earned_ Switzerland funds	8,751	11,099
	8,751	411,099
Unutilized fund and interest returned		
2.1\93\11\SWI\E MRC - Strengthening Integrated River Water Management Protection in the Mekong Basin - Environment Programme MK 2011/10	(13,045)	-
	(13,045)	-
Reallocation		
2.1\92\11\SWI\B MRC - Strengthening Integrated River Water Management Protection in Mekong Basin - BDP MK 2011/09	19,565	-
2.2\17\12\SWI\H Flood Management and Mitigation Implementation Programme MK 2012/09	21,592	-
2.1\96\11\SWI\0 Interest earned from Switzerland funding projects	(41,157)	-
	-	-
EXPENDITURE		
2.1\92\11\SWI\B MRC - Strengthening Integrated River Water Management Protection in Mekong Basin - BDP MK 2011/09	169,875	53,444
2.1\93\11\SWI\E MRC - Strengthening Integrated River Water Management Protection in the Mekong Basin - Environment Programme MK 2011/10	-	5,910
2.2\17\12\SWI\H Flood Management and Mitigation Implementation Programme MK 2012/09	814,862	440,090
	984,737	499,444
Movement in Fund Balance for the year	(989,031)	(88,345)
Fund Balance as at 1 January	913,995	1,002,341
Fund Balance as at 31 December	(75,036)	913,995



Pham Tuan Phan
Chief Executive Officer

Date: 25 OCT 2016



Naruepon Sukumasavin
Director of Administration Division

Date: 25 OCT 2016

Mekong River Commission – Development Partners’ Funds

Statement of income and expenditure (continued)
As at and for the year ended 31 December 2015


O. UNITED STATES OF AMERICA

	<u>2015 USD</u>	<u>2014 USD</u>
INCOME		
Cash contributions		
2.2\13\12\USA\F Fisheries Programme 2011 to 2015AID 486 IO 12 00006	-	-
2.2\37\15\USA\F Building a Mekong River Genetic Biodiversity Research Network (PEER NETWORK)	40,000	-
	<u>40,000</u>	
Interest earned		
2.2\13\12\USA\F Fisheries Programme 2011 to 2015AID 486 IO 12 00006	5,848	18,005
2.2\37\15\USA\F Building a Mekong River Genetic Biodiversity Research Network (PEER NETWORK)	122	
	<u>5,970</u>	<u>18,005</u>
	45,970	18,005
EXPENDITURE		
2.2\13\12\USA\F Fisheries Programme 2011 to 2015AID 486 IO 12 00006	750,922	688,085
2.2\37\15\USA\F Building a Mekong River Genetic Biodiversity Research Network (PEER NETWORK)	641	
	<u>751,563</u>	<u>688,085</u>
Movement in Fund Balance for the year	(705,593)	(670,080)
Fund Balance as at 1 January	780,583	1,450,663
Fund Balance as at 31 December	74,990	780,583



Pham Tuan Phan
Chief Executive Officer

Date: 25 OCT 2016



Naruepon Sukumasavin
Director of Administration Division


Date: 25 OCT 2016

Mekong River Commission – Development Partners’ Funds

Statement of income and expenditure (continued)
As at and for the year ended 31 December 2015


P. WORLD BANK

	<u>2015</u> <u>USD</u>	<u>2014</u> <u>USD</u>
INCOME		
Cash contributions		
2.2\14\12\IBR\W Mekong Integrated Water Resources Management APL Phase I Grant No. H762	784,536	439,394
	<u>784,536</u>	<u>439,394</u>
Interest earned		
2.2\14\12\IBR\W Mekong Integrated Water Resources Management APL Phase I Grant No. H762	4,039	4,920
	<u>788,575</u>	<u>444,314</u>
EXPENDITURE		
2.2\14\12\IBR\W Mekong Integrated Water Resources Management APL Phase I Grant No. H762	1,271,513	552,489
	<u>1,271,513</u>	<u>552,489</u>
Movement in Fund Balance for the year	(482,938)	(108,175)
Fund Balance as at 1 January	354,605	462,780
Fund Balance as at 31 December	(128,333)	354,605



Pham Tuan Phan
Chief Executive Officer

Date: 25 OCT 2016



Naruepon Sukumasavin
Director of Administration Division


Date: 25 OCT 2016

Mekong River Commission – Development Partners’ Funds

Statement of income and expenditure (continued)
As at and for the year ended 31 December 2015


Q. Pool Funding for Council Study

	2015 USD	2014 USD
INCOME		
Cash contributions		-
2.2\41\15\CSF\Z (GIZ) for Council Study	161,545	
2.2\41\15\CSF\Z (SDC) for Council Study	499,996	-
	<u>661,511</u>	-
Interest earned		
2.2\41\15\CSF\Z (AUL) for Council Study	4,314	-
2.2\41\15\CSF\Z (GIZ) for Council Study	641	-
	<u>4,955</u>	-
	<u>666,466</u>	-
Reallocation		
2.2\31\14\AUL\Z Study on the Sustainable Management and Development of Mekong River, MK2014/01	450,959	-
2.1\79\11\LUX\G Climate Change and Adaptation Initiative Programme, MK 2010/10	500,000	-
	<u>950,959</u>	-
EXPENDITURE		
2.2\41\15\CSF\Z (AUL) for Council Study	1,251,087	-
	<u>1,251,087</u>	-
Movement in Fund Balance for the year	<u>366,338</u>	-
Fund Balance as at 1 January	-	-
Fund Balance as at 31 December	<u>366,338</u>	-



Pham Tuan Phan
Chief Executive Officer

Date: 25 OCT 2016



Naruepon Sukumasavin
Director of Administration Division


Date: 25 OCT 2016

Mekong River Commission – Development Partners’ Funds

Statement of income and expenditure (continued)
As at and for the year ended 31 December 2015

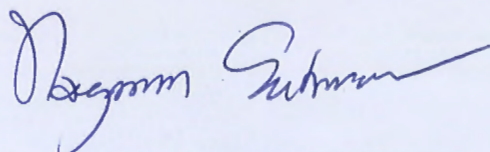
R. University Murdoch-Australia

	2015 USD	2014 USD
INCOME		
Cash contributions		
2.2\42\15\AUL\F F-PIP 2011-2015	28,483	-
	<u>28,483</u>	
Interest earned		
2.2\42\15\AUL\F F-PIP 2011-2015	399	-
	<u>28,882</u>	<u>-</u>
EXPENDITURE		
2.2\42\15\AUL\F F-PIP 2011-2015	76	-
	<u>76</u>	<u>-</u>
Movement in Fund Balance for the year	28,806	-
Fund Balance as at 1 January	-	-
Fund Balance as at 31 December	<u>28,806</u>	<u>-</u>



Pham Tuan Phan
Chief Executive Officer

Date: 25 OCT 2016



Naruepon Sukumasavin
Director of Administration Division


Date: 25 OCT 2016

Mekong River Commission – Development Partners’ Funds

Statement of income and expenditure (continued)
As at and for the year ended 31 December 2015


S. MISCELLANEOUS

	<u>2015</u> <u>USD</u>	<u>2014</u> <u>USD</u>
INCOME		
Cash contributions	-	-
EXPENDITURE		
1.1\67\07\OTH\I IKMP 2007 - Technical Service Agreement IKMP-FMMP	2,428	-
2.1\57\10\OTH\O Revamping and Redesigning the MRC Corporate Website and Internet	-	2,149
2.2\01\12\OTH\O Mekong2Rio Forum, May 2012	-	(91,755)
2.2\26\14\OTH\O Pre-Summit International Conference 2014	29,938	345,002
2.2\27\14\OTH\O Pre-Summit International Conference 2014- Control Project	(344,941)	(30,000)
2.2\28\14\OTH\O 2nd MRC Summit	-	187,798
2.2\29\14\OTH\O 2nd MRC Summit-Control Project	-	(187,798)
2.2\05\12\OTH\O Communication Project 2012-2013 Control Project	-	(22,624)
2.2\38\15\OTH\Z Communication Project 2015-2016	29,043	-
2.2\39\15\OTH\Z Communication Project 2015-2016 - Control Project	(32,000)	-
	<u>(315,532)</u>	<u>202,772</u>
Movement in Fund Balance for the year	315,532	(202,772)
Fund Balance as at 1 January	(312,575)	(109,803)
Fund Balance as at 31 December	<u>2,957</u>	<u>(312,575)</u>



Pham Tuan Phan
Chief Executive Officer

Date: 25 OCT 2016



Naruepon Sukumasavin
Director of Administration Division

Date: 25 OCT 2016

Mekong River Commission – Development Partners’ Funds

NOTES TO THE FINANCIAL STATEMENTS

For the year ended 31 December 2015

1. GENERAL INFORMATION

The Mekong River Commission (“MRC” or “the Commission”) was established in 1995 with the signing of the Agreement on the Cooperation for the Sustainable Development of the Mekong River Basin. The MRC Member Countries are Cambodia, the Lao PDR, Thailand and Viet Nam, with China and Myanmar as Dialogue Partners.

Since its establishment, the MRC has strived to develop work programmes and strategies to best serve its mission to promote and coordinate sustainable management and development of water and related resources for the countries’ mutual benefit and the people’s well-being. Over the years, with a vision to bring about an economically prosperous, socially just and environmentally sound Mekong River Basin, the MRC has placed regional cooperation and basin-wide planning at the heart of its operation.

The Commission is governed by a Council which comprises of the environment and water ministers of the four Member Countries. The Council Members would review and mutually conclude on the management and development of water and related resources. These decisions and policies are then put into action by the MRC Joint Committee, which comprises senior officials at no less than Head of Department level of the four countries, and supported by national line agencies including the Ministry of Foreign Affairs.

The Commission’s technical and administrative functions fall under an operational arm, the MRC Secretariat (“MRCS”), which is led by a Chief Executive Officer. Currently there are about 145 (2014: 157) staff members based in the two Secretariat offices in Vientiane, Lao PDR and in Phnom Penh, Cambodia.

MRCS facilitates regional meetings of the Member Countries and provides technical advice on joint planning, coordination and cooperation. It also works closely with the four countries’ coordinating bodies, the National Mekong Committees (“NMCs”), and other state agencies.

Mekong River Commission – Development Partners’ Funds

NOTES TO THE FINANCIAL STATEMENTS (continued)

For the year ended 31 December 2015

2. SUMMARY OF SIGNIFICANT ACCOUNTING POLICIES

a. Basis of accounting

The financial statements, which are expressed in United States Dollar (“USD”), have been prepared on a modified cash basis. The significant policies adopted in the preparation of the financial statements are set out below.

- *Income recognition*

Fund receipt from Development Partners is recognised as income when cash is credited to the Commission’s designated bank accounts. Direct payments made by Development Partners to contractors are recognised as income upon Development Partners’ notice to the Commission.

Bank interests are recognised as income when credited to the Commission’s designated bank accounts.

- *Expenditure recognition*

Expenditure is recognised when paid except for: staff health and life insurance premiums, personal telephone and fax costs charged to staff and repatriation fee, which are recognised on an accrual basis; and advances to National Mekong Committees, projects and employees, which are recognised when cleared.

b. Property and equipment

For control and management purposes, a memorandum account for property and equipment is maintained by way of a property and equipment listing. All property and equipment are expensed in full in the income and expenditure statement at the date of acquisition. Proceeds from disposal of property and equipment are recognised as a decrease in expenditure rather than an increase in income in the statement of income and expenditure.

c. Foreign currency transactions

Monetary assets and liabilities denominated in currencies other than USD are translated into USD at rates of exchange ruling at the balance sheet date. Transactions in currencies other than USD are translated into USD at the MRC operational rates of exchange on the date of the transactions. All exchange differences are recorded in the statement of income and expenditure.

Mekong River Commission – Development Partners' Funds

NOTES TO THE FINANCIAL STATEMENTS (continued)

For the year ended 31 December 2015

3. SUMMARY OF INCOME, EXPENDITURE AND FUND BALANCE BY DEVELOPMENT PARTNER – 2015

Development Partner	Cash contributions	Interest earned	Unutilised fund and interest returned	Total Income, net	Reallocation	Expenditure (*)	Foreign exchange (loss)	Movement in Fund Balance for the year	Fund Balance as at 1 January	Fund Balance as at 31 December
	(1)	(2)	(3)	(4)=(1)+(2)+(3)	(5)	(6)	(7)	(8)=(4)-(5)-(6)-(7)	(9)	(10)=(9)+(8)
Australia	943,171	25,072	-	968,243	(450,959)	3,563,724	-	(3,046,440)	3,874,556	828,116
Belgium	-	6,173	-	6,173	-	2,399,863	-	(2,393,690)	2,400,685	6,995
Denmark	1,858,011	5,375	-	1,863,386	-	1,988,442	-	(125,056)	181,090	56,034
Deutsche Gesellschaft für Internationale Zusammenarbeit ("GIZ") GmbH	722,369	6,283	-	728,652	-	1,150,661	-	(422,009)	382,651	(39,358)
European Union	3,578,207	7,911	-	3,586,118	-	1,800,079	-	1,786,039	(805,393)	980,646
FAO Regional Office for Asia and the Pacific	-	57	-	57	-	(15)	-	72	(72)	-
Finland	4,363,485	16,630	-	4,380,115	89,355	4,420,398	(119,218)	(70,146)	234,436	164,290
France	-	1,807	(68,242)	(66,435)	-	127,547	-	(193,982)	195,233	1,251
Japan	1,136,368	13,924	-	1,150,292	-	1,597,457	-	(447,165)	35,320	(411,845)
Kreditanstalt für Wiederaufbau ("KfW")	151,011	789	-	151,800	-	255,666	-	(103,866)	9,954	(93,912)
Luxembourg	520,000	10,697	-	530,697	(500,000)	971,674	-	(940,977)	940,977	-
Netherlands	-	3,830	-	3,830	-	173,533	-	(169,703)	174,868	5,165
Sweden	1,640,229	11,385	-	1,651,614	-	3,000,128	-	(1,348,514)	1,458,177	109,663
Switzerland	-	8,751	(13,045)	(4,294)	-	984,737	-	(989,031)	913,995	(75,036)
United States of America	40,000	5,970.00	-	45,970	-	751,563	-	(705,593)	780,583	74,990
World Bank	784,536	4,039.00	-	788,575	-	1,271,513	-	(482,938)	354,605	(128,333)
Pool funding for Council Study	661,511	4,955.00	-	666,466	950,959	1,251,087	-	366,338	-	366,338
University Murdoch-Australia	28,483	399.00	-	28,882	-	76.00	-	28,806	-	28,806
Miscellaneous	-	-	-	-	-	(315,532)	-	315,532	(312,575)	2,957
	16,427,381	134,047	(81,287)	16,480,141	89,355	25,392,601	(119,218)	(8,942,323)	10,819,090	1,876,767

(*) This includes the Management and Administration Fees ("MAF")

Mekong River Commission – Development Partners' Funds

NOTES TO THE FINANCIAL STATEMENTS (continued) For the year ended 31 December 2015

4. EXPENDITURE

4a. Analysis of Expenditure by Development Partner

Development Partner	2015			2014		
	<i>Expenditure (excl. MAF)</i>	<i>MAF</i>	<i>Expenditure (incl. MAF)</i>	<i>Expenditure (excl. MAF)</i>	<i>MAF</i>	<i>Expenditure (incl. MAF)</i>
Australia	3,277,792	285,932	3,563,724	1,904,042	209,444	2,113,486
Belgium	2,162,038	237,825	2,399,863	2,562,803	281,909	2,844,712
Denmark	1,791,389	197,053	1,988,442	3,750,398	412,538	4,162,936
Deutsche Gesellschaft für Internationale Zusammenarbeit ("GIZ") GmbH	1,037,573	113,088	1,150,661	1,650,998	179,262	1,830,260
European Union	1,682,317	117,762	1,800,079	1,055,872	73,911	1,129,783
FAO Regional Office for Asia and the Pacific	(15)	-	(15)	40,400	-	40,400
Finland	3,983,765	436,633	4,420,398	3,192,314	351,155	3,543,469
France	108,582	18,965	127,547	111,676	13,564	125,240
Japan	1,479,353	118,104	1,597,457	569,145	64,954	634,099
Kreditanstalt für Wiederaufbau ("KfW")	230,329	25,337	255,666	55,730	6,130	61,860
Luxembourg	875,382	96,292	971,674	672,882	74,017	746,899
Netherlands	160,679	12,854	173,533	-	-	-
Sweden	2,757,902	242,226	3,000,128	2,191,550	203,482	2,395,032
Switzerland	887,150	97,587	984,737	449,950	49,494	499,444
United States of America	677,084	74,479	751,563	619,896	68,189	688,085
World Bank	1,145,507	126,006	1,271,513	478,217	74,272	552,489
Pool funding for Council Study (CS)	1,127,105	123,982	1,251,087	-	-	-
University Murdoch-Australia	69	7	76	-	-	-
Miscellaneous	(315,532)	-	(315,532)	202,772	-	202,772
	23,068,469	2,234,132	25,392,601	19,508,645	2,062,321	21,570,966

Mekong River Commission – Development Partners’ Funds

NOTES TO THE FINANCIAL STATEMENTS (continued) For the year ended 31 December 2015

4. EXPENDITURE (continued)

4b. Analysis of Expenditure by Programme

Programme	Abbreviations	2015			2014		
		Expenditure (excl. MAF)	MAF	Expenditure (incl. MAF)	Expenditure (excl. MAF)	MAF	Expenditure (incl. MAF)
Agriculture and Irrigation Programme	AIP	429,095	46,942	476,037	569,150	62,606	631,756
Basin Development Programme	BDP	1,120,507	123,256	1,243,763	2,219,796	244,178	2,463,973
Climate Change and Adaptation Initiative	CCAI	2,647,802	223,965	2,871,767	2,789,593	264,620	3,054,213
The Drought Management Programme	DMP	492,871	34,501	527,372	(481)	(53)	(534)
Environment Programme	EP	938,362	103,220	1,041,582	1,502,303	165,253	1,667,556
Flood Management and Mitigation Programme	FMMP	2,723,078	272,416	2,995,494	962,441	105,869	1,068,310
Fisheries Programme	FP	1,692,105	186,133	1,878,238	1,975,539	212,865	2,188,404
Integrated Capacity Building Programme	ICBP	1,133,896	124,080	1,257,976	1,075,362	118,290	1,193,652
Information and Knowledge Management Programme	IKMP	1,412,657	160,563	1,573,220	2,151,800	237,978	2,389,778
Initiative on Sustainable Hydropower	ISH	2,404,813	261,136	2,665,949	1,663,996	183,040	1,847,035
Mekong Integrated Water Resources Management Project	MIWRMP	2,857,292	313,612	3,170,904	1,394,849	175,102	1,569,951
Navigation Programme	NAP	2,075,392	228,293	2,303,685	1,973,024	217,033	2,190,058
Watershed Management Project	WSMP	230,330	25,336	255,666	55,730	6,130	61,860
Other programme	OTHERS	-	-	-	1,175,543	69,411	1,244,954
International Cooperation and Communication Section	ICCS	2,098,167	96,696	2,194,863	-	-	-
Office of the CEO	OCEO	812,102	123,983	936,085	-	-	-
		23,068,469	2,234,132	25,392,601	19,508,645	2,062,321	21,570,966

Mekong River Commission – Development Partners’ Funds

NOTES TO THE FINANCIAL STATEMENTS (continued)

For the year ended 31 December 2015

5. ANALYSIS OF EXPENDITURE BY DEVELOPMENT PARTNER AND BY PROGRAMME

For the year 2015

Development Partner/ Programme (*)	AIP	BDP	CCAI	DMP	EP	FMMP	FP	ICBP	IKMP	ISH	MIWRMP	NAP	WSMP	OTHERS	ICCS	OCEO	TOTAL
Australia	-	-	-	-	-	-	-	1,162,177	-	-	1,899,391	-	-	-	502,156	-	3,563,724
Belgium	-	-	-	-	-	-	-	-	-	96,147	-	2,303,716	-	-	-	-	2,399,863
Denmark	-	510,815	-	-	698,836	-	778,791	-	-	-	-	-	-	-	-	-	1,988,442
GIZ	2,558	-	100,034	-	-	218,221	-	-	-	514,906	-	(31)	-	-	314,973	-	1,150,661
EU	-	-	1,800,079	-	-	-	-	-	-	-	-	-	-	-	-	-	1,800,079
FAO	-	-	-	-	-	-	(15)	-	-	-	-	-	-	-	-	-	(15)
Finland	-	-	-	-	-	-	-	95,799	1,444,841	2,054,896	-	-	-	-	824,862	-	4,420,398
France	-	-	-	-	1,612	-	-	-	125,953	-	-	-	-	-	(18)	-	127,547
Japan	473,479	-	-	527,372	-	596,606	-	-	-	-	-	-	-	-	-	-	1,597,457
KfW	-	-	-	-	-	-	-	-	-	-	-	-	255,666	-	-	-	255,666
Luxembourg	-	-	971,674	-	-	-	-	-	-	-	-	-	-	-	-	-	971,674
Netherlands	-	-	-	-	-	173,533	-	-	-	-	-	-	-	-	-	-	173,533
Sweden	-	563,073	(20)	-	341,134	1,192,272	347,823	-	-	-	-	-	-	-	555,846	-	3,000,128
Switzerland	-	169,875	-	-	-	814,862	-	-	-	-	-	-	-	-	-	-	984,737
USA	-	-	-	-	-	-	751,563	-	-	-	-	-	-	-	-	-	751,563
World Bank	-	-	-	-	-	-	-	-	-	-	1,271,513	-	-	-	-	-	1,271,513
Pool Fund-CS	-	-	-	-	-	-	-	-	-	-	-	-	-	-	-	1,251,087	1,251,087
University Murdoch	-	-	-	-	-	-	76	-	-	-	-	-	-	-	-	-	76
Miscellaneous	-	-	-	-	-	-	-	-	2,426	-	-	-	-	-	(2,956)	(315,002)	(315,532)
	476,037	1,234,763	2,871,767	572,372	1,041,582	2,995,494	1,878,238	1,257,976	1,573,220	2,665,949	3,170,904	2,303,685	255,666	-	2,194,863	936,085	25,392,601

(*) Refer to Note 4b for Programmes’ abbreviations

Pham Tuan Phan
Chief Executive Officer

Date: 25 OCT 2016

Naruepon Sukumasavin
Director of Administration Division

Date: 25 OCT 2016